

# PHILIPS

## Xitanium

### LED driver



## Datasheet

# Xitanium LED drivers – linear HV non-isolated

## Xitanium 150W 0.2-0.7A 300V iXt TD 230V

### Enabling future-proof LED technology

Xitanium LED drivers are designed to operate LED solutions for general lighting applications such as linear lighting, as well as down lighting and spot/accent lighting.

Reliability is enhanced by specific features that protect the connected LED module, e.g. hot wiring, reduced ripple current and thermal de-rating. Most drivers feature central DC operation.

In the coming years LEDs will continue to increase in efficiency, creating generation and complexity challenges for OEMs. With Xitanium LED drivers, flexibility in luminaire design is assured thanks to an adjustable output current. Application-oriented operating windows offer the flexibility required to provide the stable lumen output and light quality levels that lighting specifiers and architects demand.

### Benefits

- High reliability underpinned by 5 year warranty
- Future-proof flexibility - application-oriented operating windows enable LED generation and complexity management
- Compatibility - adjustable output current enables operation of various LED solutions from different manufacturers or OEM own designs
- Flicker and noise free dimming with all Touch and DALI LED drivers due to amplitude dimming (AM)

### Features

- Up to 95% efficiency, lowest cost and smallest dimensions
- Operating windows - output current can be adjusted via the Philips MultiOne configurator (TD drivers) or with a resistor outside the driver
- Reduced ripple current and thermal de-rating for increased reliability
- Multiple versions - DALI dimmable & programmable, 1-10V dimmable, and fixed-output;
- All T5 form factors but various lengths
- Longer life time (100khrs), improved surge and burst (4kV) and Tambient (-40°C to +60°C) specifications

### Application

- 17W, 36W and 75W LED drivers for office applications
- 110W and 150W LED drivers for industry, warehouses, public areas, distribution centers and shopping malls

## Electrical input data

Specification item	Value	Unit	Condition
Nominal input voltage	220...240	V <sub>ac</sub>	performance range
Nominal input frequency	50...60	Hz	
Nominal input current	0.72	A	@230V @ full load
Input voltage	230	V <sub>ac</sub>	
Nominal input power	159	W	@230V @ full load
Power factor	≥ 0.9		@ full load. See graph.
Total harmonic distortion	≤ 20	%	@ full load. See graph.
Efficiency	95	%	@230V @ full load
Nominal input voltage DC	186...250	V <sub>dc</sub>	
Nominal input current DC	0.86	A	Input voltage 230 V <sub>dc</sub> , full load
Input voltage AC	202...254	V <sub>ac</sub>	Operational range
Input frequency AC	47.5...63	Hz	Operational range
Input voltage DC	168...275	V <sub>dc</sub>	Maximum permissible range
Standby power	0.3	W	
Isolation Input to Output	No		

## Electrical output data

Specification item	Value	Unit	Condition
Regulation method	Constant Current		
Output voltage	100...300	V <sub>dc</sub>	
Output voltage max.	330	V	Peak voltage at open load
Output current	0.2...0.7	A	Full output current setting
Output current tolerance	± 5	%	
Output current ripple LF	≤ 4	%	Ripple = peak / average
Output current ripple HF	≤ 4	%	
Output power	43...150	W	Full output

## Electrical data controls input


Specification item	Value	Unit	Condition
Control method	Touch and DALI dimming		
Dimming range	1...100	%	lower-25°C and higher+50°C dimming to be set to 10%
Galvanic Isolation	Basic		

## Logistical data

Specification item	Value
Product name	Xitanium 150W 0.2-0.7A 300V iXt TD 230V
Order code	871869658123000
Logistic code 12NC	9290 015 16506
EAN3	
Pieces per box	24

## Wiring & Connections

Specification item	Value	Unit	Condition
Input wire cross-section	0.5...1.5	mm <sup>2</sup>	WAGO744, solid wire
	16...20	AWG	WAGO744, solid wire
Input wire strip length	8...9	mm	
Output wire cross-section	0.5...1.5	mm <sup>2</sup>	WAGO744, solid wire
	16...20	AWG	WAGO744, solid wire
Output wire strip length	8...9	mm	
Maximum cable length	2000	mm	Total length of wiring including LED module, one way

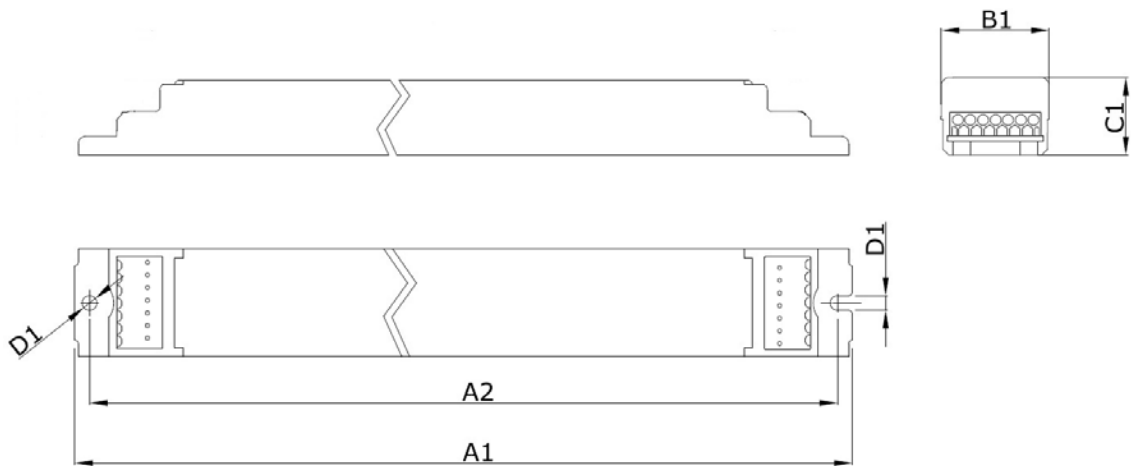


## Insulation

Insulation	input	output	DALI	PE
input		Non	Basic	Basic
output	Non		Basic	Basic
DALI	Basic	Basic		
PE	Basic	Basic	Basic	

## Dimensions and weight

Specification item	Value	Unit	Condition
Length (A1)	360	mm	
Width (B1)	30	mm	
Height (C1)	21	mm	
Fixing hole diameter (D1)	4.1	mm	
Fixing hole distance (A2)	350	mm	
Weight	284	gram	



## Operational temperatures and humidity

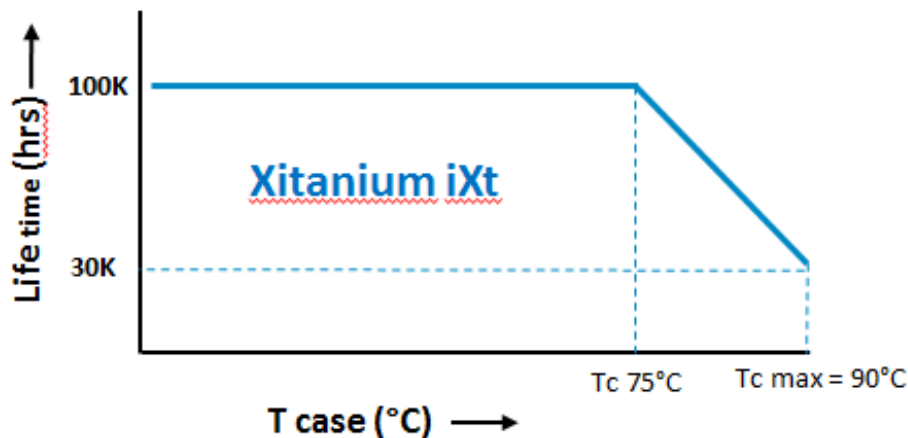
Specification item	Value	Unit	Condition
Ambient temperature	-40...+60	°C	Higher ambient temperature allowed as long as Tcase-max is not exceeded.
Tcase-max	90	°C	lifetime 30khrs;
Tcase-life	75	°C	lifetime 100khrs; Measured at T <sub>c</sub> -point
Maximum housing temperature	110	°C	In case of a failure
Relative humidity	10...90	%	Non-condensing

## Storage temperature and humidity

Specification item	Value	Unit	Condition
Ambient temperature	-40...+85	°C	
Relative humidity	5...95	%	Non-condensing

## Lifetime

Specification item	Value	Unit	Condition
Driver lifetime	100,000	hours	Measured temperature at T <sub>case</sub> -point is T <sub>case</sub> -life. Maximum failures = 10%
Mains switching cycles	> 100,000	switches	See Design-in guide for detailed explanation



## Programmable features

Specification item	Value	Remark	Condition
Set output current (AOC)	Programmable, LEDset, SimpleSet	See Design-in guide.	Default output current: = 200 mA
LED module temperature derating (MTP)	No		
Constant Lumen Over Lifetime (CLO)	Yes		
DC emergency dimming (DCemDIM)	Yes		Current output decreased to 15%
Corridor mode	Yes		
Energy metering	Yes		
Diagnostics	Yes		

## Features

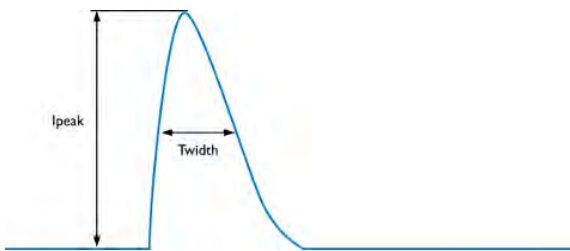
Specification item	Value	Remark	Condition
Open load protection	Yes		Automatic recovering
Short circuit protection	Yes		Automatic recovering
Over power protection	Yes		Automatic recovering
Hot wiring	No		
Suitable for fixtures with protection class	I		per IEC60598

## Certificates and standards

Specification item	Value
Approval marks	CE / ENEC / F-mark
Ingress Protection classification	20

## Inrush current

Specification item	Value	Unit	Condition
Inrush current $I_{peak}$	5.1	A	Input voltage 230V
Inrush current $T_{width}$	760	$\mu s$	Input voltage 230V, measured at 50% $I_{peak}$
Drivers / MCB 16A type B	$\leq 12$	pcs	



MCB	Rating	Relative number of LED drivers
B	10A	63%
B	13A	81%
B	16A	100% (stated in datasheet)
B	20A	125%
B	25A	156%
C	10A	104%
C	13A	135%
C	16A	170%
C	20A	208%
C	25A	260%

## Driver touch current

Specification item	Value	Unit	Condition
Typical touch current	< 0.5	mA peak	Acc. IEC61347-1. LED module contribution not included

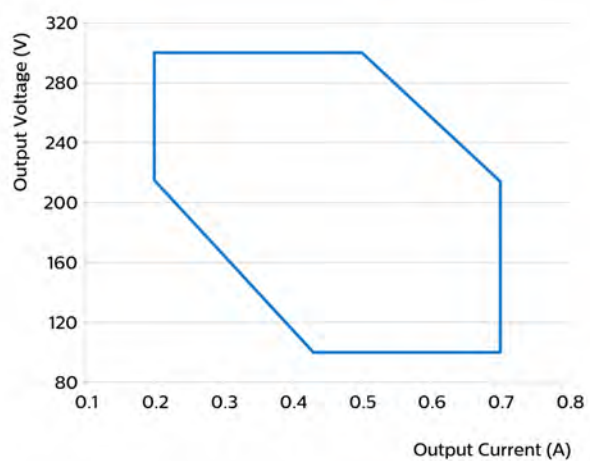
## Surge immunity

Specification item	Value	Unit	Condition
Mains surge immunity (diff. mode)	2	kV	Acc. IEC61000-4-5. 2 Ohm, 1.2/50us, 8/20us
Mains surge immunity (comm. mode)	4	kV	Acc. IEC61000-4-5. 12 Ohm, 1.2/50us, 8/20us
Control surge immunity (diff. mode)	1	kV	Acc. IEC61000-4-5. 2 Ohm, 1.2/50us, 8/20us
Control surge immunity (comm. mode)	2	kV	Acc. IEC61000-4-5. 12 Ohm, 1.2/50us, 8/20us
DALI surge immunity (comm. mode)		kV	DALI - L/N/Ls acc. IEC61000-4-5. 12 Ohm, 1.2/50us, 8/20us

## Graphs

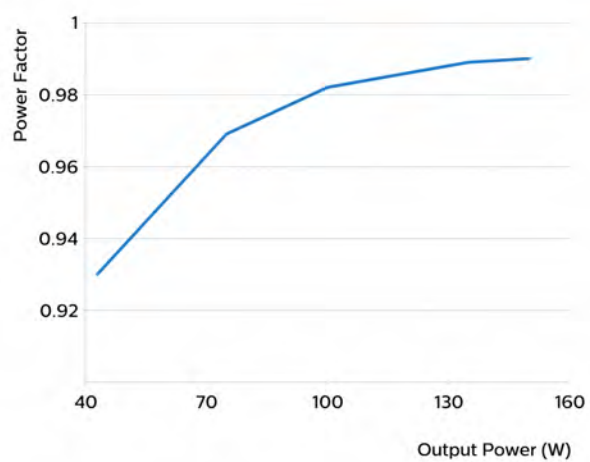
### Operating window

---



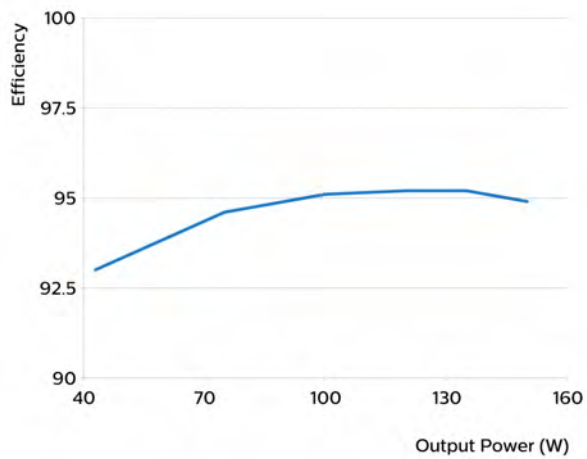
### Power factor versus output power

---



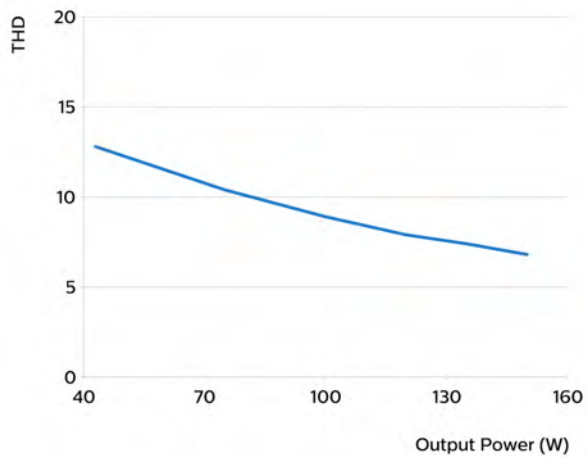
## Efficiency versus output power

---



## THD versus output power

---

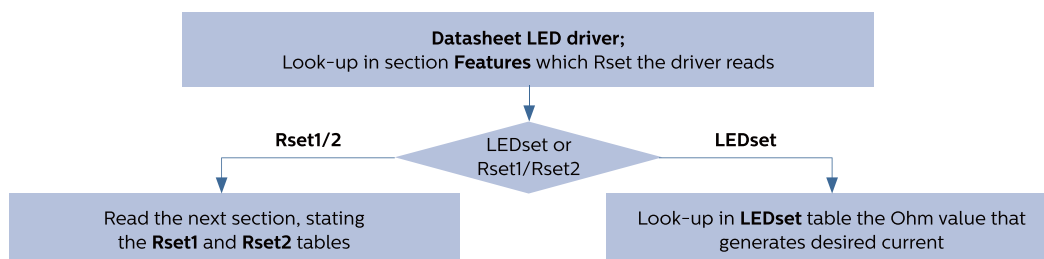


©2016 Philips Lighting B.V.

All rights reserved. Reproduction in whole or in part is prohibited without the prior written consent of the copyright owner. The information presented in this document does not form part of any quotation or contract, is believed to be accurate and reliable and may be changed without notice. No liability will be accepted by the publisher for any consequence of its use. Publication thereof does not convey nor imply any license under patent- or other industrial or intellectual property rights. Data subject to change.

Date of release: August 29, 2016

[www.philips.com/technology](http://www.philips.com/technology)

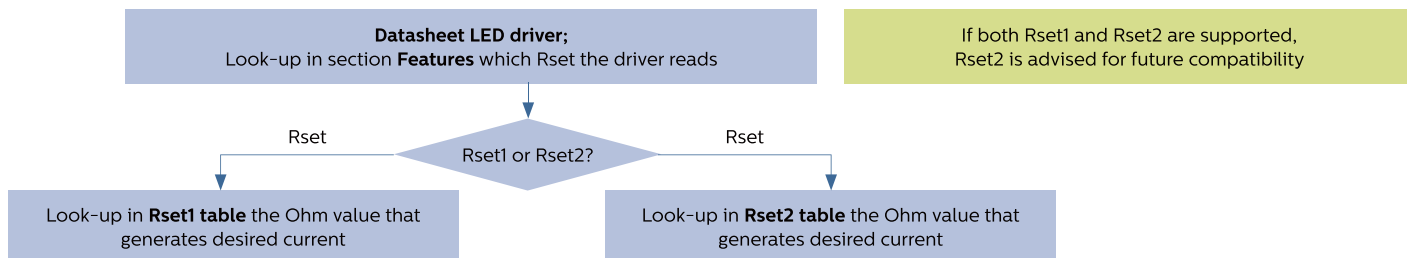


Note on E-series: in electronics, international standard IEC 60063 defines preferred number series for amongst others resistors. It subdivides the interval between subsequent values from 1 to 10 into 6, 12, 24, 48, 96 etc. steps. These subdivisions ensure that when some arbitrary value is replaced with the nearest preferred number, the maximum relative error will be on the order of 20%, 10%, 5%, 1% etc.

### LEDset – E96 series: table with E96 resistor values

LEDset [Ω]	Idrive [mA]	LEDset [Ω]	Iset [mA]	LEDset [Ω]	Iset [mA]	LEDset [Ω]	Iset [mA]
open	driver's default current	23700	211	11000	455	5110	978
49100	102	23600	212	10700	467	4910	1018
48700	103	23200	216	10500	476	4870	1027
47500	105	22100	226	10200	490	4750	1053
46400	108	21600	231	10000	500	4640	1078
45300	110	21000	238	9760	512	4530	1104
44200	113	20500	244	9530	525	4420	1131
43200	116	20000	250	9310	537	4320	1157
42200	118	19600	255	9090	550	4220	1185
41200	121	19100	262	8870	564	4120	1214
40200	124	18700	267	8660	577	4020	1244
39200	128	18200	275	8450	592	3920	1276
38300	131	17800	281	8250	606	3830	1305
37400	134	17400	287	8060	620	3740	1337
36500	137	16900	296	7870	635	3650	1370
35700	140	16500	303	7680	651	3570	1401
34800	144	16200	309	7500	667	3480	1437
34000	147	15800	316	7320	683	3400	1471
33200	151	15400	325	7150	699	3320	1506
32400	154	15000	333	6980	716	3240	1543
31600	158	14700	340	6810	734	3160	1582
30900	162	14300	350	6650	752	3090	1618
30100	166	14000	357	6490	770	3010	1661
29400	170	13700	365	6340	789	2940	1701
28700	174	13300	376	6190	808	2870	1742
28000	179	13000	385	6040	828	2800	1786
27400	182	12700	394	5900	847	2740	1825
26700	187	12400	403	5760	868	2670	1873
26100	192	12100	413	5620	890	2610	1916
25500	196	11800	424	5490	911	2550	1961
24900	201	11500	435	5360	933	2490	2008
24300	206	11300	442	5230	956	short	driver's max. current





Note on E-series: in electronics, international standard IEC 60063 defines preferred number series for amongst others resistors. It subdivides the interval between subsequent values from 1 to 10 into 6, 12, 24, 48, 96 etc. steps. These subdivisions ensure that when some arbitrary value is replaced with the nearest preferred number, the maximum relative error will be on the order of 20%, 10%, 5%, 1% etc.

Note: next page shows extended Rset2 table: E96 values, stating smaller increments

### Rset1 – E24 series

Ret1	Iset	Ret1	Iset	Ret1	Iset	Ret1	Iset
[Ω]	[mA]	[Ω]	[mA]	[Ω]	[mA]	[Ω]	[mA]
39	200	510	292	6k8	583	91k	690
43	201	560	300	7k5	591	100k	691
47	202	620	309	8k2	599	110k	692
51	203	680	318	9k1	60	120k	693
56	204	750	327	10k	614	130k	693
62	206	820	336	11k	621	150k	695
68	208	910	347	12k	627	160k	695
75	209	1k	358	13k	632	180k	696
82	210	1k1	369	15k	640	200k	696
91	212	1k2	379	16k	643	220k	697
100	215	1k3	388	18k	649	240k	697
110	217	1k5	406	20k	654	270k	698
120	219	1k6	414	22k	658	300k	698
130	221	1k8	429	24k	661	330k	698
150	226	2k	442	27k	665	360k	699
160	228	2k2	455	30k	669	390k	699
180	232	2k4	466	33k	671	430k	699
200	236	2k7	481	36k	674	470k	699
220	240	3k	494	39k	676	510k	699
240	244	3k3	505	43k	678	560k	700
270	250	3k6	517	47k	680	620k	700
300	256	3k9	525	51k	682	680k	700
330	261	4k3	536	56k	683	750k	700
360	267	4k7	546	62k	685	820k	700
390	272	5k1	555	68k	686	910k	700
430	279	5k6	564	75k	688	1M	700
470	286	6k2	574	82k	689	No Rset	default

### Rset2 – E24 series

Ret1	Iset	Ret1	Iset	Ret1	Iset	Ret1	Iset
[Ω]	[mA]	[Ω]	[mA]	[Ω]	[mA]	[Ω]	[mA]
short	100	430	245	2k	733	9k1	1558
100	100	470	261	2k2	780	10k	1604
110	106	510	277	2k4	823	11k	1653
120	111	560	297	2k7	884	12k	1694
130	116	620	318	3k	941	13k	1730
150	121	680	340	3k3	993	15k	1793
160	130	750	368	3k6	1042	16k	1817
180	13	820	392	3k9	1086	18k	1864
200	146	910	422	4k3	1143	20k	1902
220	155	1k	452	4k7	1192	22k	1935
240	166	1k1	485	5k1	1238	24k	1965
270	176	1k2	515	5k6	1293	27k	2000
300	190	1k3	545	6k2	1350	No Rset	default
330	204	1k5	602	6k8	1402		
360	215	1k6	632	7k5	1454		
390	228	1k8	684	8k2	1503		

### Rset priority behavior for drivers that read both Rset1 and Rset2

Rset1	Rset2	Driver status
Open	Open	Driver's default current (see datasheet)
Rset	Open	Rset1
Open	Rset	Rset2
Rset	Rset	Rset2
Short	Open	Rset1 (driver's minimum current, see datasheet)
Short	Short	Rset2 (driver's minimum current, see datasheet)
Open	Short	Rset2 (driver's minimum current, see datasheet)

Please refer to the datasheet of the driver you use to find which Rset or Rsets the driver actually reads.

## Rset2 – E96 series: table with E96 resistor values, stating smaller increments but covering same range as the E24 series on previous page

Rset2 [Ω]	Iset [mA]	Rset2 [Ω]	Iset [mA]	Rset2 [Ω]	Iset [mA]	Rset2 [Ω]	Iset [mA]	Rset2 [Ω]	Iset [mA]	Rset2 [Ω]	Iset [mA]
short	min.	255	171	665	335	1740	669	4530	1171	11800	1686
100	100	261	173	681	341	1780	679	4640	1185	12100	1698
102	101	267	175	698	347	1820	689	4750	1198	12400	1708
105	103	274	178	715	354	1870	701	4870	1212	12700	1719
107	104	280	181	732	361	1910	711	4910	1216	13000	1730
110	105	287	184	750	368	1960	724	5110	1239	13300	1739
113	107	294	187	768	374	2000	733	5230	1253	13700	1752
115	108	301	191	787	381	2050	745	5360	1267	14000	1761
118	110	309	194	806	387	2100	757	5490	1281	14300	1771
121	111	316	197	825	394	2160	770	5620	1295	14700	1783
124	113	324	201	845	400	2210	782	5760	1308	15000	1793
127	115	332	204	866	407	2320	806	5900	1322	15400	1802
130	116	340	207	887	414	2360	815	6040	1335	15800	1812
133	118	348	210	909	422	2370	817	6190	1349	16200	1822
137	119	357	214	931	429	2430	829	6340	1362	16500	1829
140	120	365	217	953	436	2490	841	6490	1375	16900	1838
143	122	374	221	976	444	2550	853	6650	1389	17400	1850
147	123	383	225	1000	452	2610	865	6810	1403	17800	1859
150	125	392	229	1020	459	2670	877	6980	1415	18200	1867
154	127	402	233	1050	469	2740	891	7150	1428	18700	1877
158	129	412	237	1070	475	2800	903	7320	1441	19100	1885
162	131	422	241	1100	485	2870	916	7500	1454	19600	1894
165	132	432	246	1130	494	2940	929	7680	1467	20000	1902
169	134	442	250	1150	500	3010	943	7870	1480	20500	1910
174	136	453	254	1180	509	3090	956	8060	1493	21000	1918
178	137	464	259	1210	518	3160	968	8250	1506	21600	1928
182	139	475	263	1240	527	3240	982	8450	1518	22100	1936
187	141	487	268	1270	536	3320	996	8660	1531	23200	1952
191	143	491	270	1300	545	3400	1009	8870	1544	23600	1959
196	145	511	278	1330	554	3480	1022	9090	1557	23700	1960
200	146	523	282	1370	565	3570	1037	9310	1569	24300	1968
205	148	536	287	1400	574	3650	1049	9530	1580	24900	1975
210	151	549	292	1430	582	3740	1062	9760	1592	25500	1982
216	153	562	297	1470	594	3830	1075	10000	1604	26100	1989
221	155	576	302	1500	602	3920	1088	10200	1614	26700	1996
232	161	590	307	1540	614	4020	1103	10500	1629	27000	2000
236	163	604	313	1580	626	4120	1117	10700	1639	open	default
237	164	619	318	1620	638	4220	1131	11000	1653		
243	167	634	323	1650	645	4320	1145	11300	1666		
249	169	649	329	1690	656	4420	1158	11500	1674		