

PHILIPS

Xitanium

LED driver



Datasheet

Xitanium LED drivers – spot- and downlight SELV

Xitanium 50W LH 0.3-1A 62V TD/I 230V

Enabling future-proof LED technology

Our Xitanium programmable window LED drivers ensure OEMs have complete flexibility and control in producing high quality luminaires. Available in application dedicated form factors, our LED point drivers provide further customization via wide operating windows. Additionally, almost all drivers feature the following specifications: SELV, improved ripple current, temperature derating, hot wiring, – providing OEMs the tools to produce, and even alter later if necessary, premium downlights and spotlights.

Benefits

- High reliability underpinned by 5 year warranty
- Future-proof flexibility - application-oriented operating windows enable LED generation and complexity management
- Compatibility - can also be used for other manufacturers' modules or OEMs' own PCB designs

Features

- Operating windows - output current can be adjusted via the Philips MultiOne configurator ('TD' drivers) or with a resistor outside the driver or SimpleSet
- Power ratings: 10-75W
- Choice of housing designs -linear housing for tracks in '3 in 1' in design, conventional HID housings for down and Spotlighting and WH housing for independent use with strain relief and loop through

Application

- Retail
- Office

Electrical input data

Specification item	Value	Unit	Condition
Rated input voltage range	220...240	V _{ac}	Performance range
Rated input voltage	230	V _{ac}	
Rated input frequency range	50...60	Hz	Performance range
Rated input current	0.25	A	@ rated output power @ rated input voltage
Rated input power	60	W	@ rated output power @ rated input voltage
Power factor	≥ 0.9		@ rated output power @ rated input voltage
Total harmonic distortion	≤ 20	%	@ rated output power @ rated input voltage
Efficiency	≥ 90	%	@ rated output power @ rated input voltage
Rated input voltage DC range	186...250	V _{dc}	Performance range
Rated input current DC range	≤ 0.25	A _{dc}	Performance range
Input voltage AC range	202...254	V _{ac}	Operational range
Input frequency AC range	47.5...63	Hz	Operational range
Input voltage DC range	168...275	V _{dc}	Operational range
Isolation input to output	SELV		

Electrical output data

Specification item	Value	Unit	Condition
Regulation method	Constant Current		
Output voltage	31...62	V _{dc}	
Output voltage max.	75	V	Peak voltage at open load
Output current	0.3...1	A	Full output current setting
Output current tolerance	± 5	%	
Output current ripple LF	≤ 20	%	Ripple = peak / average
Output power	15...50	W	Full output

Electrical data controls input

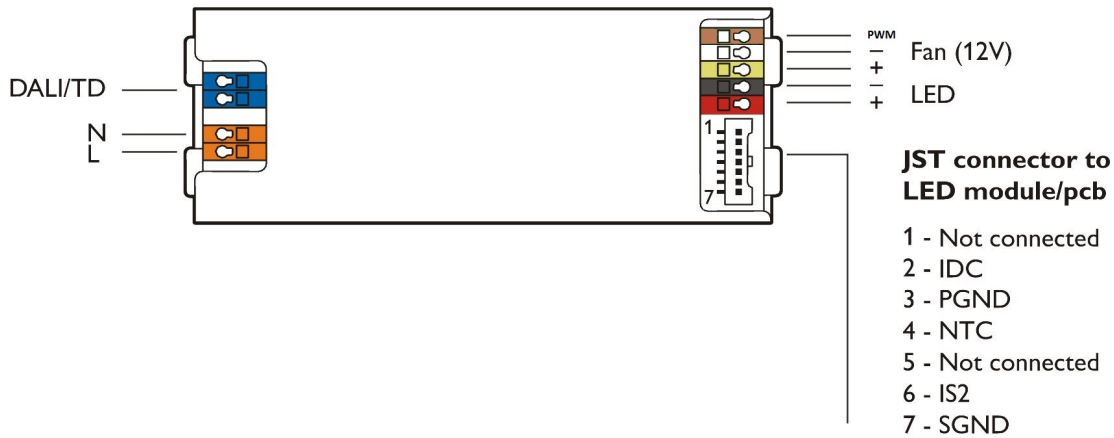
Specification item	Value	Unit	Condition
Control method	DALI, TD		
Dimming range	1...100	%	Default range
Galvanic Isolation	Basic		

Logistical data

Specification item	Value
Product name	Xitanium 50W LH 0.3-1A 62V TD/I 230V
Order code	8718291710950
Logistic code 12NC	9290 008 63803
EAN3	8718291710967
Pieces per box	10

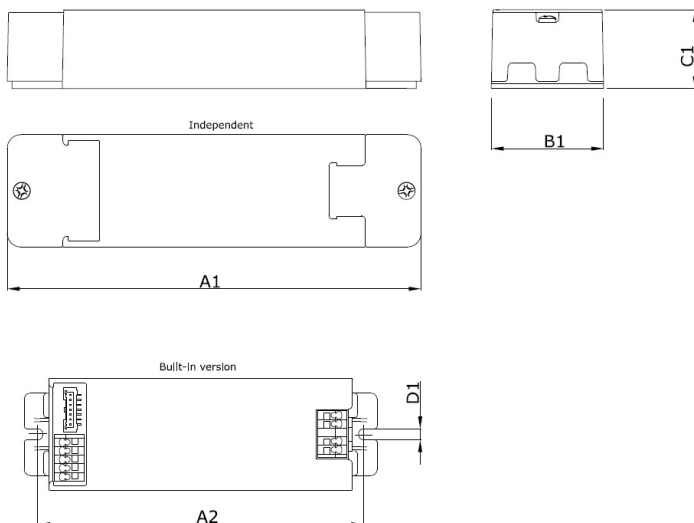
Wiring & Connections

Specification item	Value	Unit	Condition
Input wire cross-section	0.2...1.5	mm ²	WAGO250 (3.5 mm), solid / stranded wire
	16...24	AWG	WAGO250 (3.5 mm), solid / stranded wire
Input wire strip length	8.5...9.5	mm	
Output wire cross-section	0.08...0.33	mm ²	JST, solid wire
	22...28	AWG	JST, solid wire
Output wire cross-section	0.2...1.5	mm ²	WAGO250 (3.5 mm), solid / stranded wire
	16...24	AWG	WAGO250 (3.5 mm), solid / stranded wire
Output wire strip length	8.5...9.5	mm	
Maximum cable length	600	mm	Total length of wiring including LED module, one way



Dimensions and weight

Specification item	Value	Unit	Condition
Length (A1)	190	mm	
Width (B1)	46	mm	
Height (C1)	32	mm	
Fixing hole diameter (D1)	4.2	mm	
Fixing hole distance (A2)	154	mm	
Weight	190	gram	



Operational temperatures and humidity

Specification item	Value	Unit	Condition
Ambient temperature	-20...+65	°C	Higher ambient temperature allowed as long as Tcase-max is not exceeded.
Tcase-max	90	°C	Maximum temperature measured at T _{case} -point
Tcase-life	80	°C	Measured at T _{case} -point
Maximum housing temperature	110	°C	In case of a failure
Relative humidity	10...90	%	Non-condensing

Storage temperature and humidity

Specification item	Value	Unit	Condition
Ambient temperature	-25...+85	°C	
Relative humidity	5...95	%	Non-condensing

Lifetime

Specification item	Value	Unit	Condition
Driver lifetime	50,000	hours	Measured temperature at T _{case} -point is T _{case} -life. Maximum failures = 10%

Programmable features

Specification item	Value	Remark	Condition
Set output current (AOC)	Rset2	See Design-in guide.	Default output current: = 700 mA
LED module temperature derating (MTP)	Yes		
Constant Lumen Over Lifetime (CLO)	Yes		
DC emergency dimming (DCemDIM)	Yes		Current output decreased to 15%
Corridor mode	Yes		
Energy metering	No		
Diagnostics	No		

Features

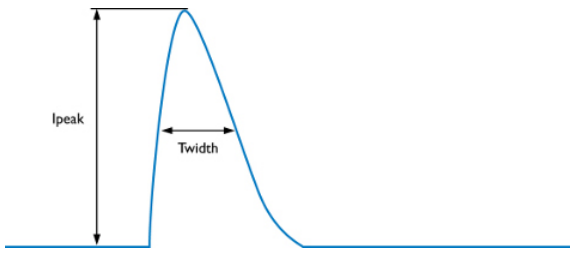
Specification item	Value	Remark	Condition
Open load protection	Yes		Automatic recovering
Short circuit protection	Yes		Automatic recovering
Over power protection	Yes		Automatic recovering
Hot wiring	Yes		
Suitable for fixtures with protection class	I and II		per IEC60598

Certificates and standards

Specification item	Value
Approval marks	CCC / CE / ENEC
Ingress Protection classification	20

Inrush current

Specification item	Value	Unit	Condition
Inrush current I_{peak}	5.3	A	Input voltage 230V
Inrush current T_{width}	700	μ s	Input voltage 230V, measured at 50% I_{peak}
Drivers / MCB 16A type B	≤ 30	pcs	



MCB	Rating	Relative number of LED drivers
B	10A	63%
B	13A	81%
B	16A	100% (stated in datasheet)
B	20A	125%
B	25A	156%
C	10A	104%
C	13A	135%
C	16A	170%
C	20A	208%
C	25A	260%

Driver touch current

Specification item	Value	Unit	Condition
Typical touch current	< 0.7	mA peak	Acc. IEC61347-1. LED module contribution not included

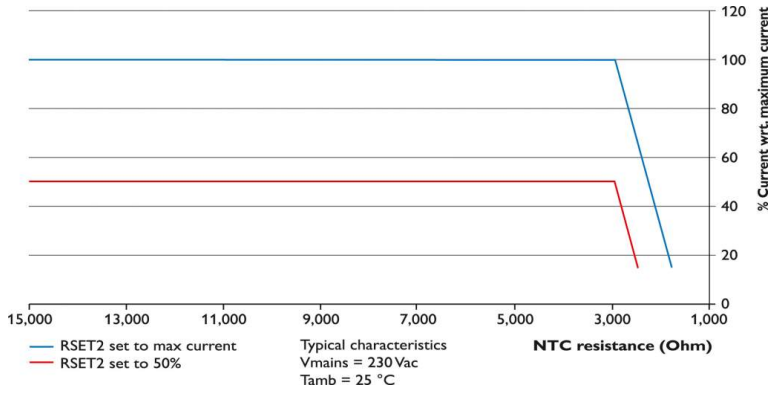
Surge immunity

Specification item	Value	Unit	Condition
Mains surge immunity (diff. mode)	1	kV	Acc. IEC61000-4-5. 2 Ohm, 1.2/50us, 8/20us
Mains surge immunity (comm. mode)	2	kV	Acc. IEC61000-4-5. 12 Ohm, 1.2/50us, 8/20us
Control surge immunity (diff. mode)	1	kV	Acc. IEC61000-4-5. 2 Ohm, 1.2/50us, 8/20us
Control surge immunity (comm. mode)	2	kV	Acc. IEC61000-4-5. 12 Ohm, 1.2/50us, 8/20us

Module Temperature Protection

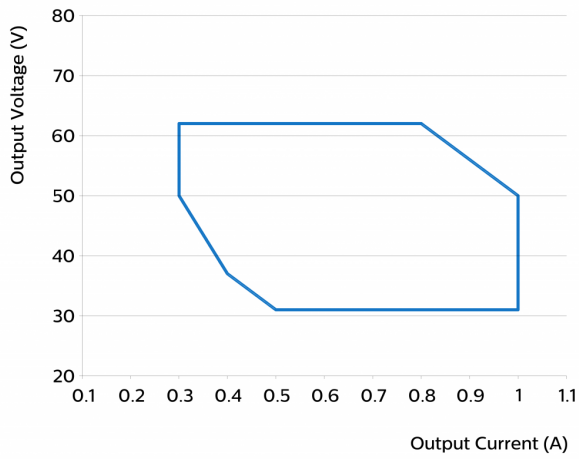
Specification item	Value	Unit	Condition
Advised NTC type	Vishay 15kOhm \pm 2%NTC	238161554153	
	Murata NCP15XW153E03RC	NCP15XW153E03RC	With 390Q in series
NTC resistance threshold	2966	Ω	Start limiting output current
Corresponding temperature	70	$^{\circ}$ C	With advised type 238161554153

NTC resistance versus output current

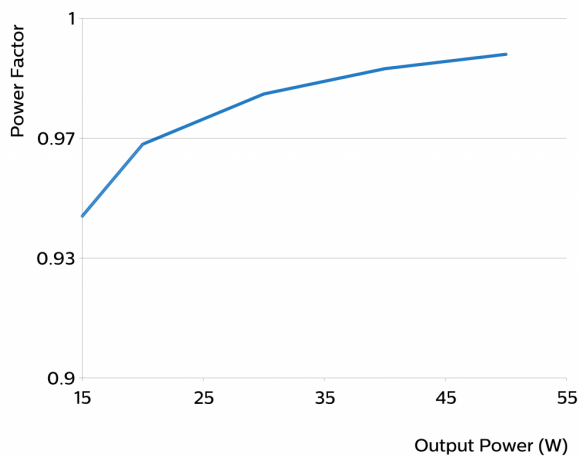


Graphs

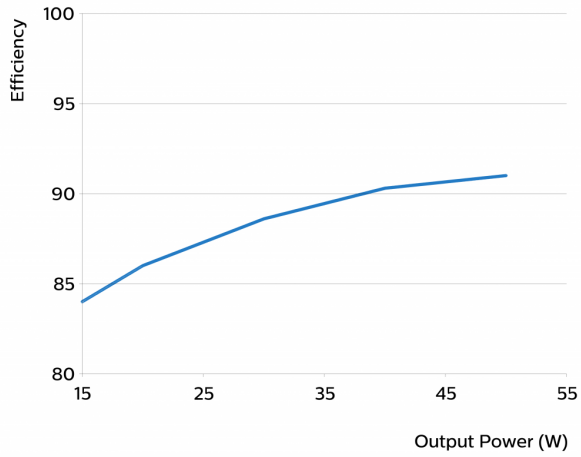
Operating window



Power factor versus output power



Efficiency versus output power



©2017 Philips Lighting Holding B.V. All rights reserved.

This document contains information relating to the Philips Lighting portfolio, intended for companies who may be interested in developing their product offering. Note that the information provided is subject to change. Philips Lighting does not give any representation or warranty as to the accuracy or completeness of the information included herein and shall not be liable for any action in reliance thereon. The information presented in this document is not intended as any commercial offer and does not form part of any quotation or contract.

Date of release: February 16, 2017

www.philips.com/technology