


PHILIPS

Xitanium

LED driver



Datasheet

Xitanium LED drivers – DALI SELV

Xitanium 20W R 0.15-0.5A 54V TD/I

9290 028 01106

Enabling future-proof LED technology

Xitanium LED drivers are designed to operate LED solutions for general lighting applications. Reliability is enhanced by features that protect the connected LED module, e.g. hot wiring, reduced ripple current and thermal derating. Most drivers feature central DC operation. In the coming years LEDs will continue to increase in efficiency, creating challenges for OEMs. With Xitanium LED drivers, flexibility in luminaire design is assured thanks to an adjustable output current. Application-oriented operating windows offer stable lumen output and light quality levels that specifiers and architects demand. The adjustable output current also enables operation of various LED PCB solutions from different manufacturers.

Benefits

- High reliability underpinned by 5 year warranty
- Future-proof flexibility - application-oriented operating windows enable LED generation and complexity management
- Compatibility - can also be used for other manufacturers' modules or OEMs' own PCB designs

Features

- Configurable operating windows (AOC) via DALI or with LEDset
- Corridor Mode (CM)
- Touch & Dim (TD)
- OEM Write Protection (OWP)
- Luminaire Data (DALI part 251)

Application

- Retail
- Office

Electrical input data

Specification item	Value	Unit	Condition
Rated input voltage range	220...240	V _{ac}	Performance range
Rated input voltage	230	V _{ac}	
Rated input frequency range	50...60	Hz	Performance range
Rated input current	0.11	A	@ rated output power @ rated input voltage
Rated input power	23	W	@ rated output power @ rated input voltage
Power factor	0.9		@ rated output power @ rated input voltage
Total harmonic distortion	20	%	@ rated output power @ rated input voltage
Efficiency	88	%	@ rated output power @ rated input voltage @ max. U _{out}
Rated input voltage DC range	186...250	V _{dc}	Performance range
Input voltage AC range	198...264	V _{ac}	Operational range
Input frequency AC range	45...66	Hz	Operational range
Input voltage DC range	168...275	V _{dc}	Operational range
Standby Power	0.43	W	
Isolation input to output	SELV		

Electrical output data

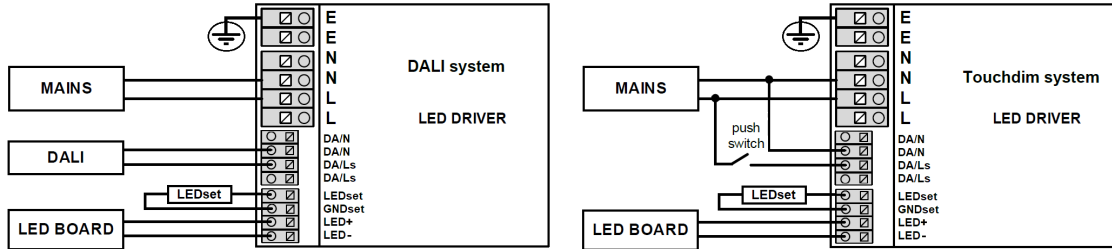
Specification item	Value	Unit	Condition
Regulation method	Constant Current		
Output voltage	24...54	V _{dc}	
Output voltage max.	60	V	Maximum output voltage (rms)
Output current	0.15...0.5	A	Full output operating window
Output current min programmable	150	mA	
Output current min dimming	7.5	mA	
Output current tolerance ±	8	%	
Output current ripple LF	≤ 4	%	Ripple = peak / average, < 3kHz
Output P _{st} ^{LM}	≤ 0.23		
Output SVM	≤ 0.01		
Output power	6.5...20	W	

Electrical data controls input

Specification item	Value	Unit	Condition
Control method	DALI, Touch & Dim (TD)		See design-in guide at www.philips.com/oem for more controllability details.
Dimming range	5...100	%	Default range
Isolation controls input to output	Basic		acc. IEC61347-1

Wiring and Connections

Specification item	Value	Unit	Type
Input wire cross-section	0.75...2.5 / 18...14	mm ² / AWG	solid / stranded wire
Input wire strip length	10...11	mm	
Output wire cross-section	0.5...1.5	mm ² / AWG	solid / stranded wire
Output wire strip length	8.5...9.5	mm	
Control wire cross-section	0.5...1.5	mm ² / AWG	solid / stranded wire
Control wire strip length	8.5...9.5	mm	
Maximum cable length	2	m	Total length of wiring including LED module, one way
Loop Through	Input & Control		

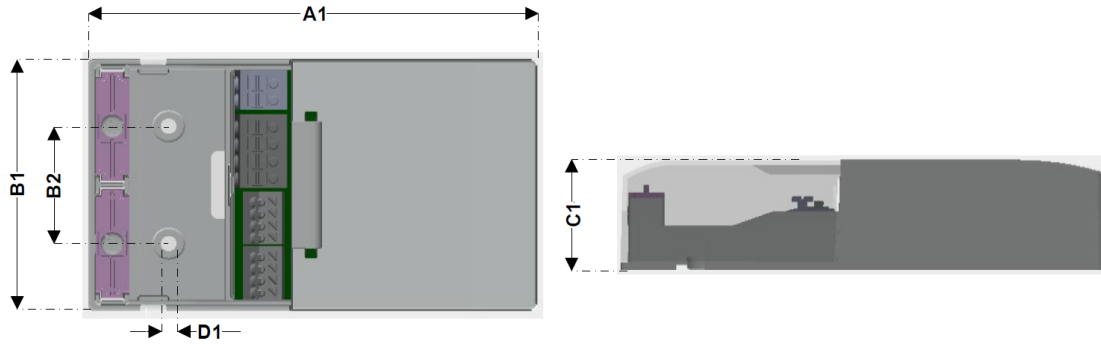


Insulation

Insulation per IEC61347-1	Input	Output	DALI	LEDset
Input		SELV	Basic	Reinforced
Output	SELV		Basic	Reinforced
DALI	Basic	Basic		Reinforced
LEDset	Reinforced	Reinforced	Reinforced	

Dimensions and weight

Specification item	Value	Unit	Tolerance (mm)
Length (A1)	127.6	mm	
Width (B1)	74	mm	
Width (B2)	34.5	mm	
Height (C1)	30	mm	
Mounting hole diameter (D1)	4.1	mm	
Weight	150	gram	
Housing color	White (RAL 9016)		



Logistical data

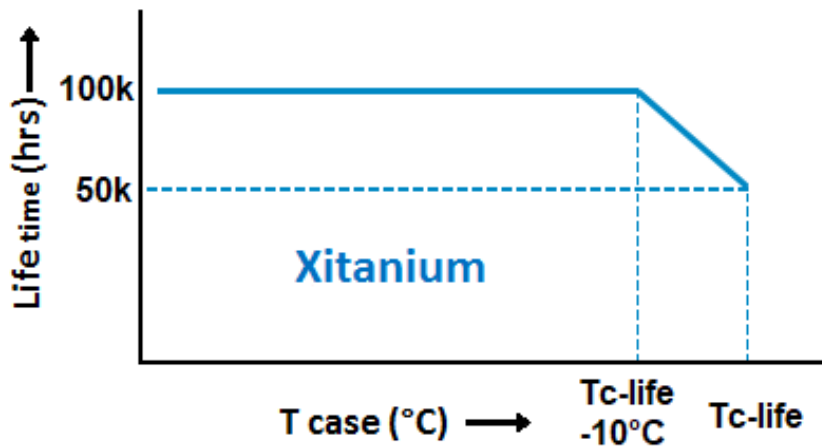
Specification item	Value
Product name	Xitanium 20W R 0.15-0.5A 54V TD/I
EOC	871951425106900
Logistic code 12NC	9290 028 01106
EAN1 (GTIN)	8719514251069
EAN3 (box)	8719514251076
Pieces per box	18

Operational temperatures and humidity

Specification item	Value	Unit	Condition
Ambient temperature	-20...+50	°C	Higher ambient temperature allowed as long as T _{case-max} is not exceeded
T _{case-max}	70	°C	Maximum temperature measured at T _{case} -point
T _{case-life}	60	°C	Measured at T _{case} -point
Maximum housing temperature	110	°C	In case of a failure, inherent by design
Relative humidity	10...90	%	Non-condensing

Lifetime

Specification item	Value	Unit	Condition
Driver lifetime	50,000	hours	Measured temperature at Tcase-point is Tcase-life. Maximum failures = 10%



Storage temperature and humidity

Specification item	Value	Unit	Condition
Ambient temperature	-25...+85	°C	
Relative humidity	5...95	%	Non-condensing

Programmable features

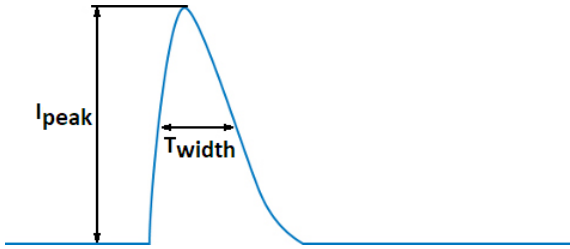
Specification item	Available	Default setting	Condition
Set Adjustable Output Current (AOC)	LEDset, Programmable	150 mA	
Adjustable Light Output (ALO)	No		
Constant Light Output (CLO)	No		
Touch & Dim (TD)	Yes	ON	
Corridor Mode	Yes	OFF	Default: Default: T1=55s, T2=12s, T3=30min
Min Dim Level	No		
DC emergency (DCemDim)	Yes	ON	
OEM Write Protection (OWP)	Yes	OFF	
Luminaire Info (DALI part 251)	Yes	—	

Features

Specification item	Value	Condition
Open load protection	Yes	Automatic recovering
Short circuit protection	Yes	Automatic recovering
Over power protection	Yes	Automatic recovering
Hot wiring	No	
Suitable for fixtures with protection class	I and II	per IEC60598

Inrush current

Specification item	Value	Unit	Condition
Inrush current	6.7	A	Input voltage 230V
Inrush peak width	27	μs	Input voltage 230 V, measured at 50% height
Drivers / MCB 16A type B	≤ 40	pcs	Indicative value



Please refer to the driver design in guide if you use other MCB-types.

Driver touch current / protective conductor current

Specification item	Value	Unit	Condition
Typical Touch Current (ins. Class II)	0.75	mA peak	Acc. IEC61347-1. LED module contribution not included

Surge immunity

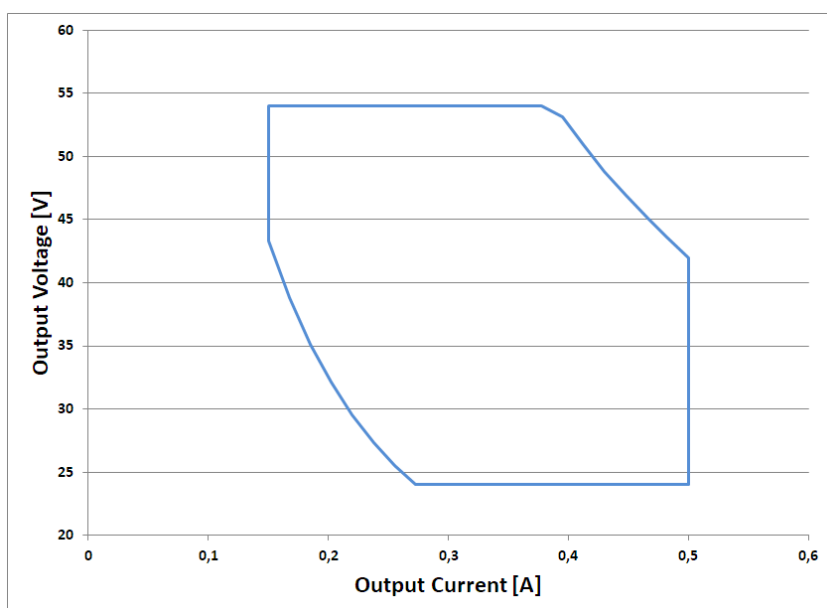
Specification item	Value	Unit	Condition
Mains surge immunity (diff. mode)	1	kV	L- N Acc. IEC61000-4-5. 2 Ohm, 1.2/50us, 8/20us
Mains surge immunity (comm. mode)	2	kV	L/N - PE Acc. IEC61000-4-5. 12 Ohm, 1.2/50us, 8/20us
Control surge immunity (diff. mode)	1	kV	DALI/TD - DALI-TD Acc. IEC61000-4-5. 2 Ohm, 1.2/50us, 8/20us
Control surge immunity (comm. mode)	2	kV	DALI/TD - PE, DALI - L/N Acc. IEC61000-4-5. 12 Ohm, 1.2/50us, 8/20us

Application Info

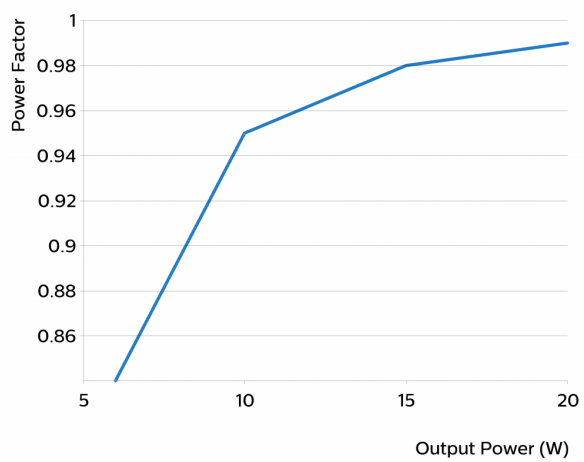
Specification item	Value
Approval marks	CCC / CE / DALI 2 / EAC / EL / ENEC / RCM / SELV / UA
Ingress Protection classification (IP)	20
Noise and hum dB(A)	20
Application	Indoor Point
Mounting Type	Independent

Graphs

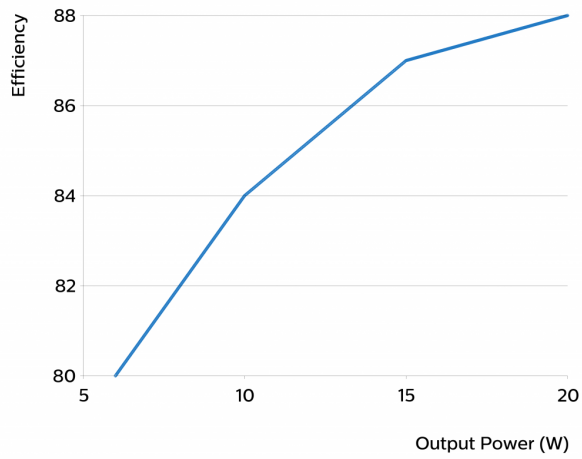
Operating window



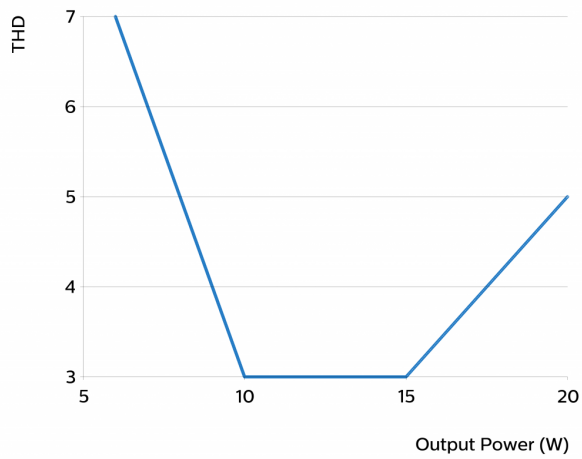
Power factor versus output power



Efficiency versus output power



THD versus output power



©2021 Signify Holding, IBRS 10461, 5600 VB, NL. All rights reserved.
UK importer address: Signify Commercial UK Limited, 3, Guildford Business Park, GU2 8XG.

The information provided herein is subject to change without notice. Signify does not give any representation or warranty as to the accuracy or completeness of the information included herein and shall not be liable for any action in reliance thereon. The information presented in this document is not intended as any commercial offer and does not form part of any quotation or contract, unless otherwise agreed by Signify.

Philips and the Philips Shield Emblem are registered trademarks of Koninklijke Philips N.V. All other trademarks are owned by Signify Holding or their respective owners.

Date of release: August 24, 2021 v4

www.philips.com/oem